

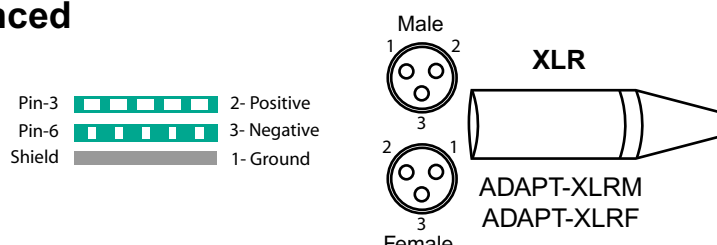
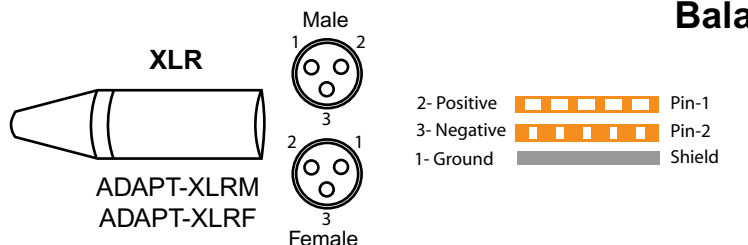
# StudioHub+ Adapter Pinout Guide



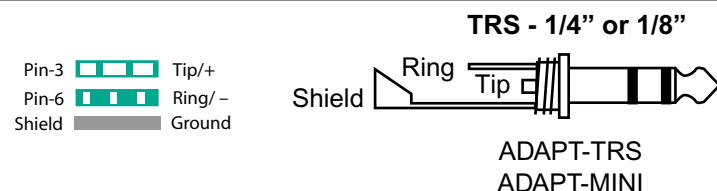
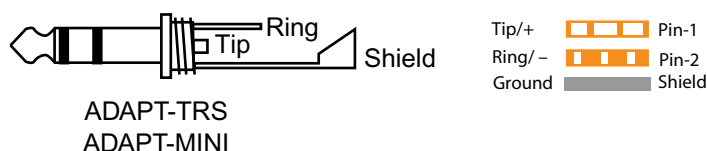
## LEFT or AES (Green Band)

## RIGHT (Red Band)

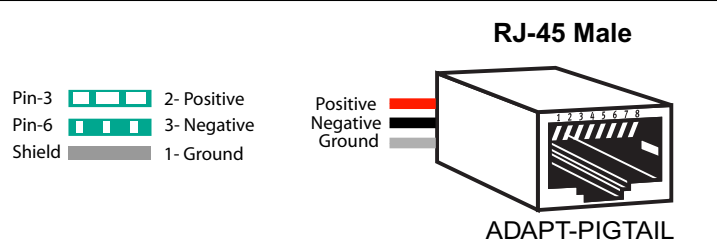
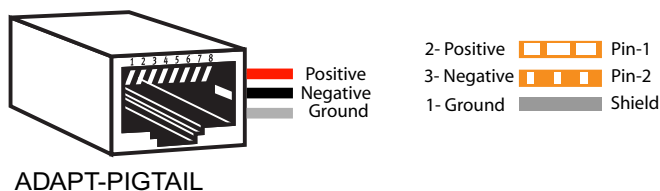
### Balanced



### TRS - 1/4" or 1/8"

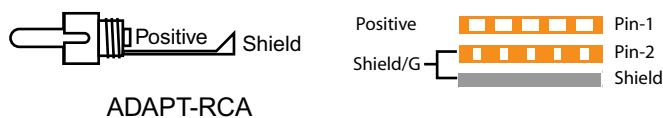


### RJ-45 Male

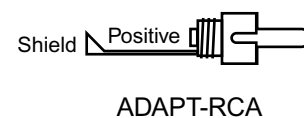


### Unbalanced

### RCA or Phono



### RCA or Phono



### Stereo TRS - 1/8"



## StudioHub+ Universal Pinout Reference

### StudioHub+ Pinout

Channel	Color Pair	RJ-45 Pins	110 Pins	Ethernet
L+ / AES+	Wht/Org	1	3	TR+
L- / AES-	Org/Wht	2	4	TR-
R+	Wht/Grn	3	5	R+
R-	Grn/Wht	6	6	R-
nc	Wht/Blu	5	1	n/c
DC GND	Blu/Wht	4	2	n/c
15V-	Wht/Brn	7	7	n/c
15V+	Brn/Wht	8	8	n/c
Shield	Wht/SlT	Shield	9	x
Shield	SlT/Wht	Shield	10	x

